

2023 annual report to the Community

Bishop Kindergarten

Bishop Kindergarten number: 6607

Partnership: Port Lincoln



Preschool director:

Nicole Billing

A handwritten signature in black ink, appearing to read 'Nicole Billing'.

Date of endorsement:

25/02/2024



Government
of South Australia
Department for Education

Context Statement

Information about Bishop Kindergarten is available on the centres website, as well as the Australian Children's Education and Care Quality Authority (ACECQA) website.

Governing Council Report

On behalf of our existing governing council – I welcome everyone to our AGM. Thank you new families for coming and supporting all of our children here at Bishop Kindergarten. A big thank you to all existing committee members for making 2023 a great year.

We have a fantastic team of educators here at Bishop that we need to thank for their continued dedication – Nicole, Mrs NG, Sarah, Lisa and Chloe. Our children are so fortunate to be guided by such caring, committed and skilled staff. You are cherished by children and parents alike – and the way our children thrive under your care speaks for itself.

In 2023 the staff had a big focus on reading. Learning to read is broken down into a number of different skills. Oral language, vocabulary, fluency (how automatic decoding is), phonological awareness (sound in speech, rhyme, syllables), phonics (letter sounds relationships) and comprehension (understanding).

A few of the ways our staff focused on this was through – bookmaking (you may have seen this on seesaw starting already this year), story table, take-home literacy kits and conversational reading.

During the year -

Excursions – book bizarre & library, Lincoln Gardens Primary School, kindy school day at the Port Lincoln Junior Primary, PLHS Pantomime. Visits to Pioneer Park.

Mother's Day morning tea and a Father's Day morning tea. Where the children could invite their Mum/Dad or special person to come in and join them at kindy and have morning tea together.

Two kindy mixers – combined Blue & Green group families held at parks on a couple of Sundays. Get to know some of the other kindy families and children.

Guest speakers – Jordan Young – OT – primitive reflexes, Ann Hueppauff – Positive Future Self.

Kindy playgroup was held a couple of times in both terms 2 & 3 for the following years kindy children to come and get familiar with the kindy environment. This was well attended.

Outside. The signage on the fence was put up. The cubby house was removed and a big tree was removed. Made a garden just outside the kindy – kids named it Barnkala garden.

Kindy photographs were done in Term 4 by Sherri-Lee who did a great job.

Fundraising – \$4535

Picture plates – always a well-liked activity for children to have their own drawing put on a plate, bag, drink bottle etc.

Self Portraits - We had an evening at Jump Ship Brewing where the children's self-portraits were displayed. Mrs NG was patient and diligent in getting every child to take the time to sit down, do lots of noticing and paint a self-portrait. A silent auction was held.

Recipe book - Children and educators could participate by entering a recipe and a picture of themselves with their cooking.

Kindy graduations were held at Flinders Park. The graduating children performed a couple of songs, we heard about what great things their friends said about them, they received their Kindy folders and graduation certificates.

The governing council & staff celebrated a great year with dinner and secret santa at the Boston Hotel.

Once again welcome to all new committee members and I hope you enjoy being part of the Bishop kindy community as much as I do.

Emma Plevin
Chairperson

Preschool Attendance

	Term 1	Term 2	Term 3	Term 4
2020 centre	93.8%	92.6%	91%	96.2%
2021 centre		90.4%	84.6%	84.5%
2022 centre	93.3%	88.5%	91.1%	92.9%
2023 centre	89.8%	80%	85.3%	84.8%
2020 state	89.1%	81.8%	84.6%	85.8%
2021 state		85.3%	87.1%	84.5%
2022 state	83.6%	77.6%	77.9%	77.8%
2023 state	85.4%	82.9%	83.4%	81.4%

Based on attendances recorded in the two-week reference period each term. Data for eligible enrolments as described in the department's Enrolment policy. Attendance rates may differ to previous reporting with the transfer from calculations based on deemed attendance to actual attendance using booked hours divided by attended hours. Data Source: Department for Education Attendance Data, Semester 1 Report 2023. A blank cell indicates there were no students enrolled.

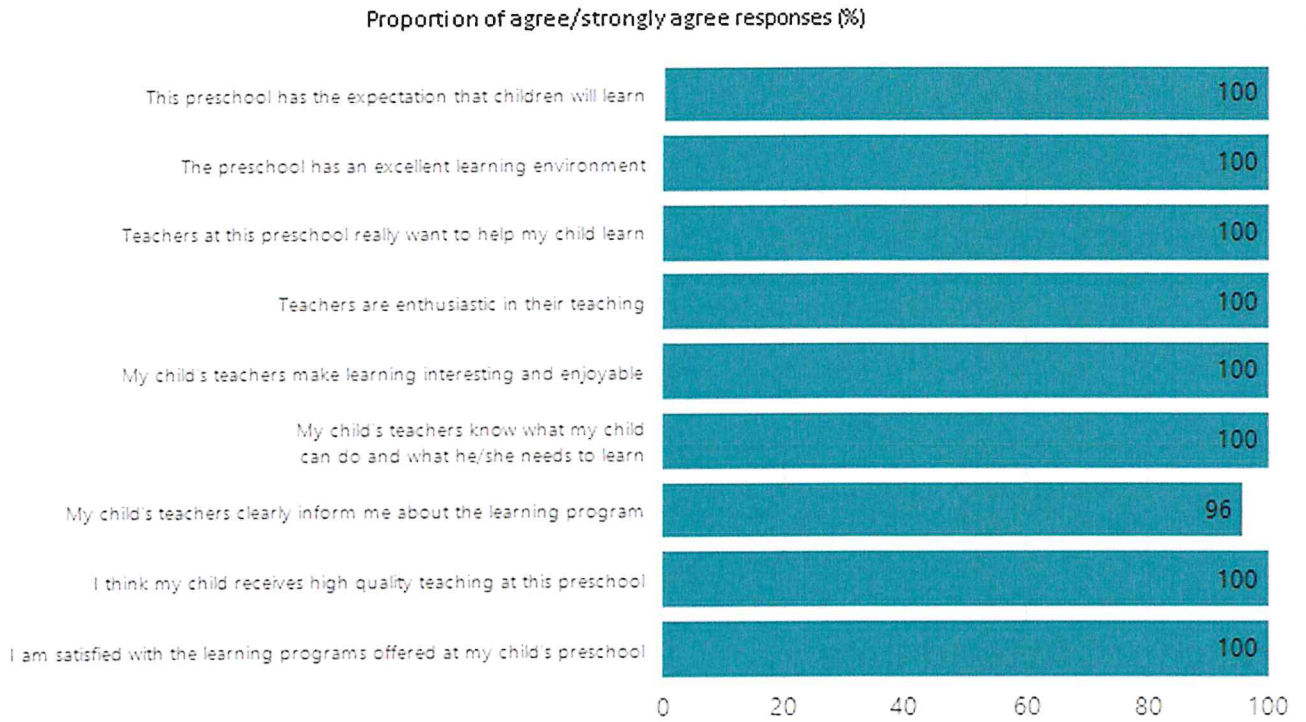
Note: Term 2 2020 data may not be available for all preschools.

Attendance Comment

In South Australia, preschool attendance is not compulsory, but it is strongly encouraged. Preschool gives children the best opportunity to develop skills, which prepare them for school. These benefits include establishing positive routines and habits, friendships and connections as well as developing communication, problem-solving and creative skills. All children are entitled to access a preschool program over 4 terms the year before they start school.

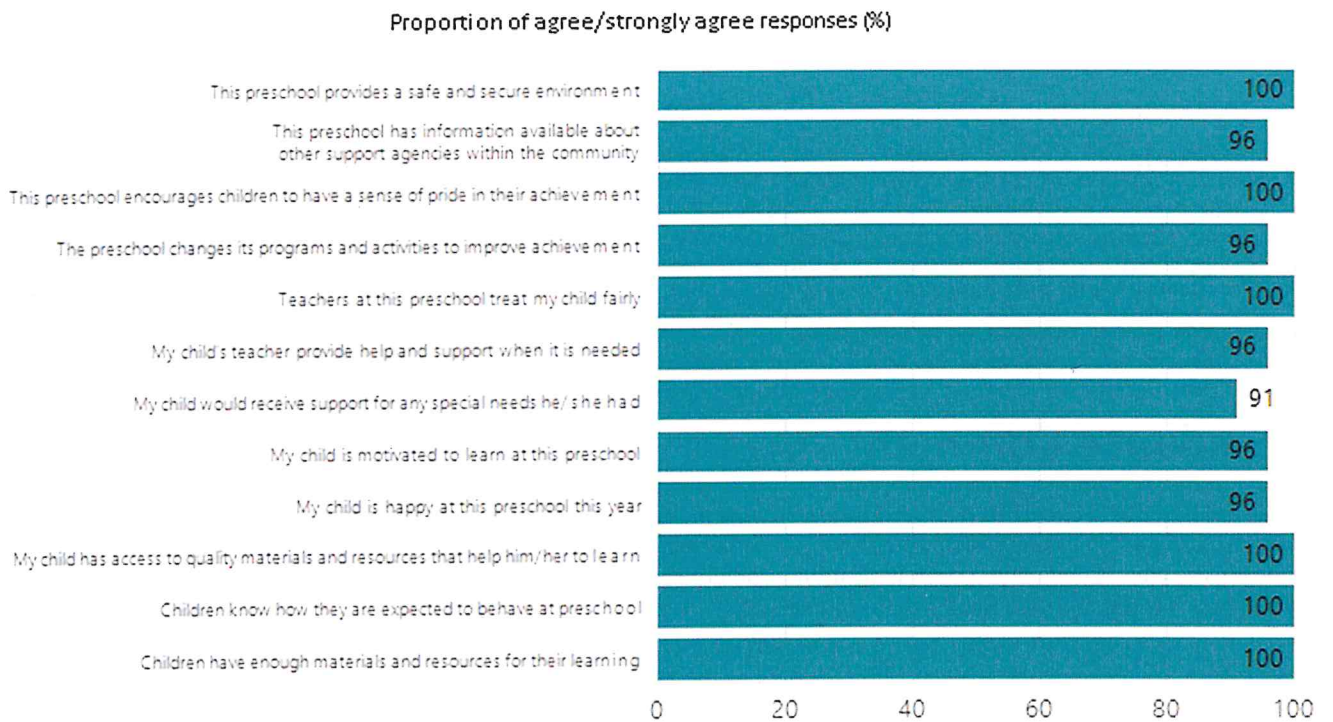
Preschool Family Opinion Survey

Quality of Teaching and Learning



Data Source: 2023 Department for Education Preschool Family Opinions Survey, Term 3 2023.

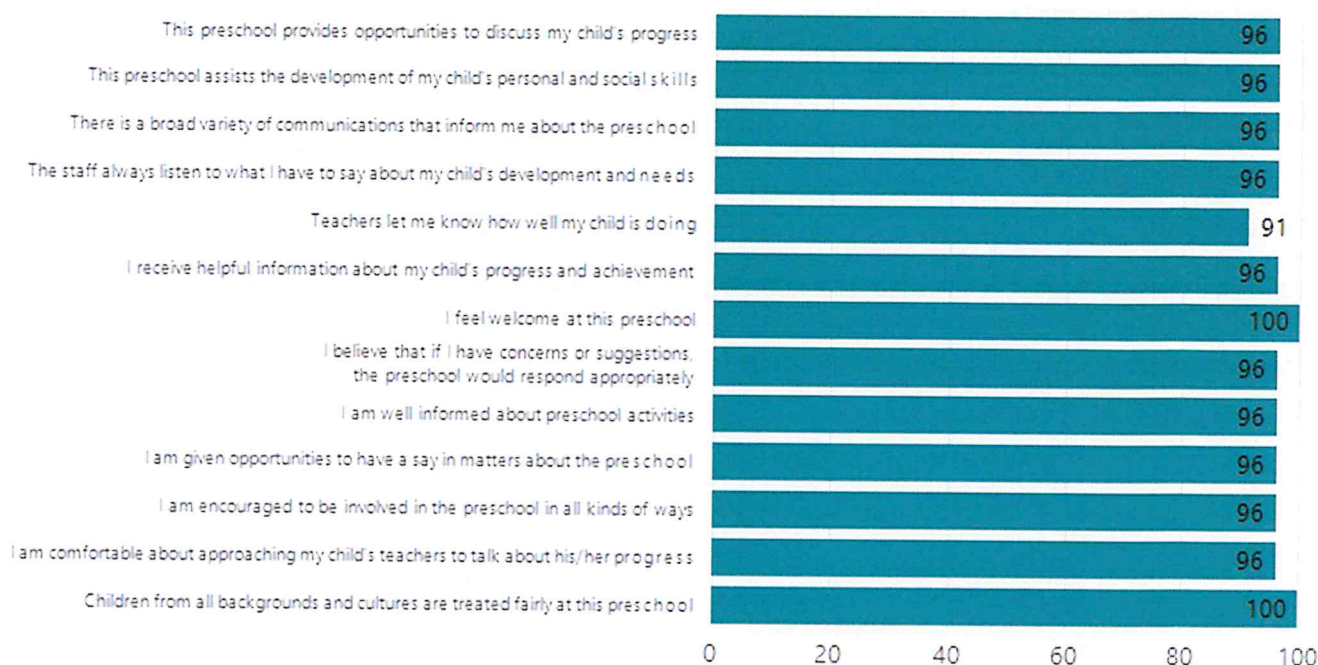
Support of Learning



Data Source: 2023 Department for Education Preschool Family Opinions Survey, Term 3 2023.

Relationships and Communication

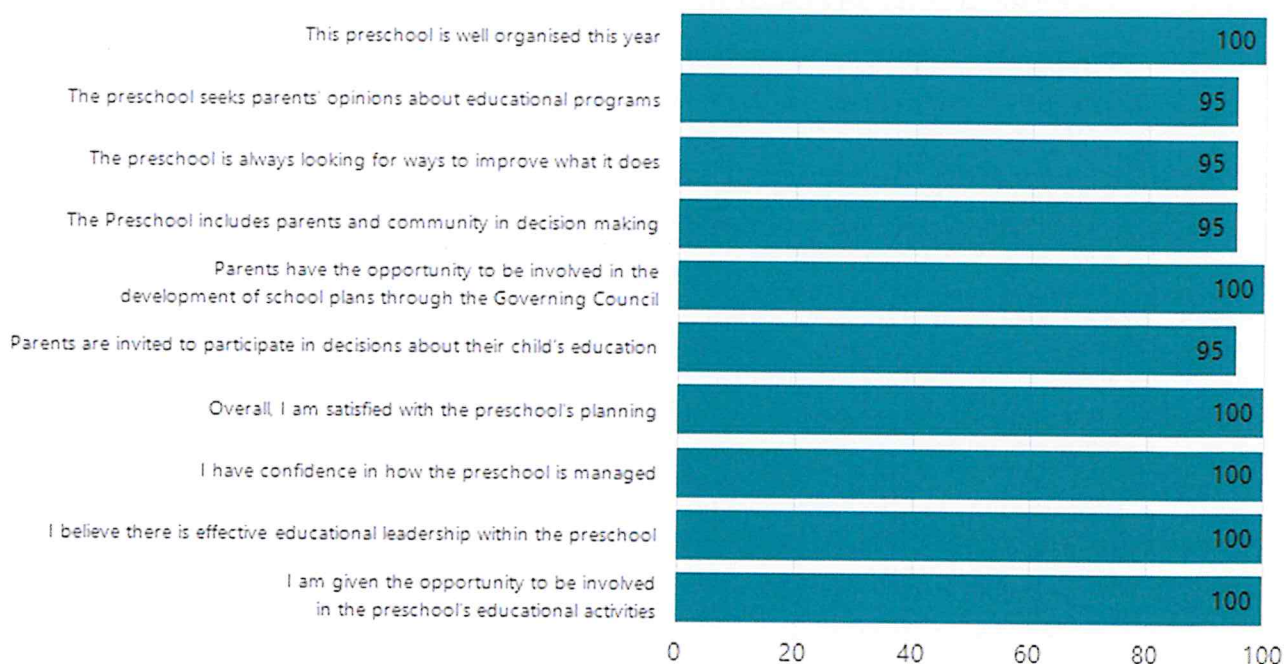
Proportion of agree/strongly agree responses (%)



Data Source: 2023 Department for Education Preschool Family Opinions Survey, Term 3 2023.

Leadership and Decision Making

Proportion of agree/strongly agree responses (%)



Data Source: 2023 Department for Education Preschool Family Opinions Survey, Term 3 2023.

Destination Schools

Feeder Schools (Site number - Name)	2021	2022	2023
1277 - Port Lincoln Junior Primary School	22.4%	31.0%	38.8%
8333 - St Joseph's School - Port Lincoln	56.9%	6.9%	16.3%
8425 - Navigator College	3.5%	6.9%	4.1%
9999 - Unknown	17.2%	53.5%	40.8%

Note: The data is collected in term 3. It does not reflect actual schools enrolled in by existing preschool children. A blank cell indicates there was no data for students enrolled.

Data Source: Department for Education Destination Data Report, 2023.

Highest Qualifications held by the teaching workforce and workforce composition

All teachers at this school are qualified and registered with the SA Teachers Registration Board.

Qualification Level	Number of Qualifications
Bachelor's degrees or Diplomas	2
Postgraduate Qualifications	1

Data Source: Data extracted from Mandatory Workforce Information Collections as on the last pay date of June 2023. As self-reported by staff in the system.

Please note: Data includes staff who are Actively employed and on extended paid leave. Please note only the highest qualification of the Teaching staff is reported. Excludes any number of other certifications earned.

Workforce composition including indigenous staff

	Teaching Staff		Non-Teaching Staff	
	Indigenous	Non-Indigenous	Indigenous	Non-Indigenous
Full-Time Equivalents	0.0	2.6	0.0	1.1
Persons	0.0	3.0	0.0	2.0

Data Source: Data extracted from Mandatory Workforce Information Collection as on the last pay date of June 2023.

Please note: Data includes staff who are actively employed and on extended paid leave. "Indigenous category" is self-reported by staff in the system.

Financial Statement

Funding Source	Amount
Grants: State	\$461,572.45
Grants: Commonwealth	\$0
Parent Contributions	\$13,100
Fund Raising	\$4,534.64
Other	\$0

Data Source: School supplied data.

